



# Ministry of Health and Sports (Myanmar)

## Department of Public Health

### Central Epidemiology Unit

(16 December 2020)

Situation Report -254

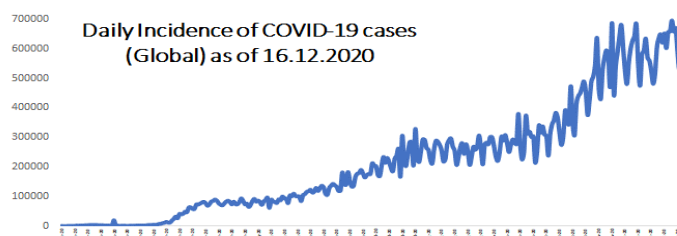
## Coronavirus Disease 2019 (COVID-19)

WHO Coronavirus Disease (COVID-19) Dashboard data as of 5:51 PM CEST 16 December 2020

**Confirmed cases**  
**72,196,732**

**Deaths**  
**1,630,521**

**Case Fatality Rate**  
**2.3%**



### Myanmar Situation

Data as reported by States and Regions by 16 December 2020

Total Tested-1,503,849

**111,900**

Confirmed Cases

**1,391,949**

Negative

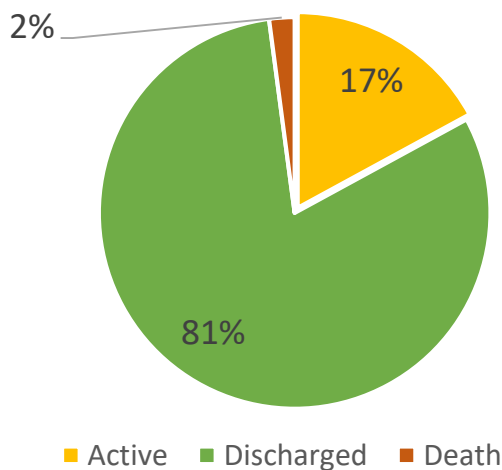
**90,453**

Discharged

**2,346**

Death

Current Situation of Confirmed cases (23.3.2020-16.12.2020), n=111,900



COVID-19 confirmed cases by two phases (23.3.2020 – 16-12-2020), n=111,900

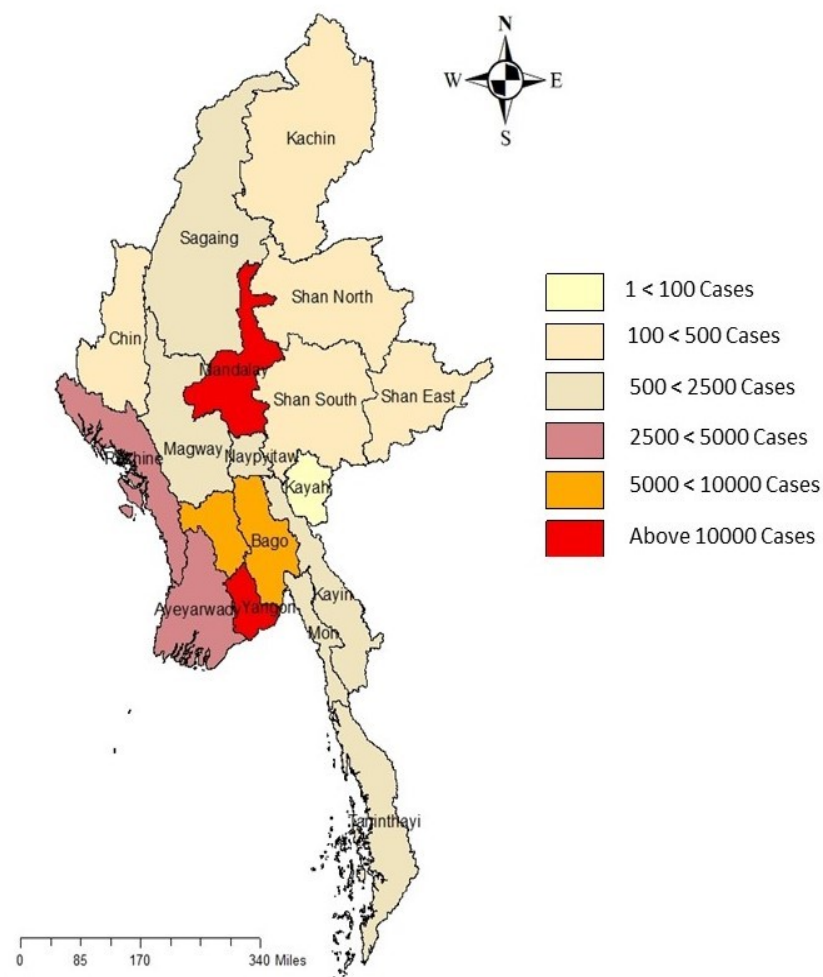
Date	Local transmission		Imported		Total cases	Total Death
	No. of cases	Death	No. of case	Death		
(23.3.2020-15.8.2020)	161	5	213	1	374	6
(16.8.2020-16.12.2020)	111213	2340	313	-	111526	2340
<b>Total</b>	<b>111374</b>	<b>2345</b>	<b>526</b>	<b>1</b>	<b>111900</b>	<b>2346</b>

COVID-19 confirmed cases and death by State/Region (23.3.2020 – 16-12-2020), n=111,900

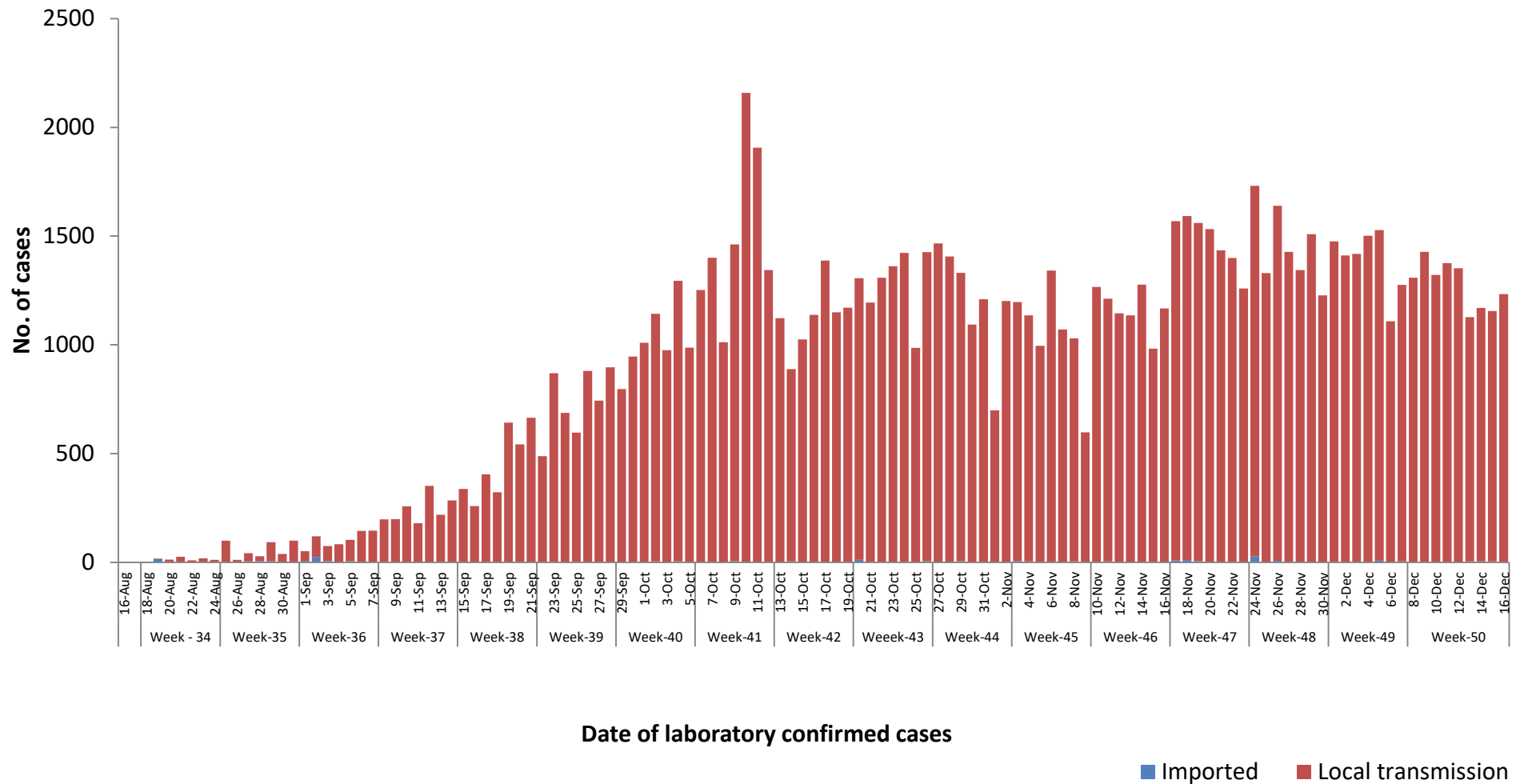
No	State/Region	COVID –19 Confirmed case	New confirmed cases within 24 hours	Deaths
1	Yangon	77,818	571	2,146
2	Mandalay	10,534	334	93
3	Bago	6,630	65	13
4	Rakhine	4,045	7	28
5	Ayeyarwaddy	3,993	69	27
6	Magway	2,246	32	1
7	Mon	1,963	58	14
8	Sagaing	1,420	46	5
9	Kayin	888	1	12
10	Naypyitaw	581	18	3
11	Thanintharyi	506	1	-
12	Kachin	428	14	-
13	Shan (South)	367	5	1
14	Chin	165	3	1
15	Shan (North)	154	9	2
16	Shan (East)	130	-	-
17	Kayah	32	-	-
Total		111,900	1,233	2,346

\*No. of new cases by State and Region are counted according to epidemiology situation

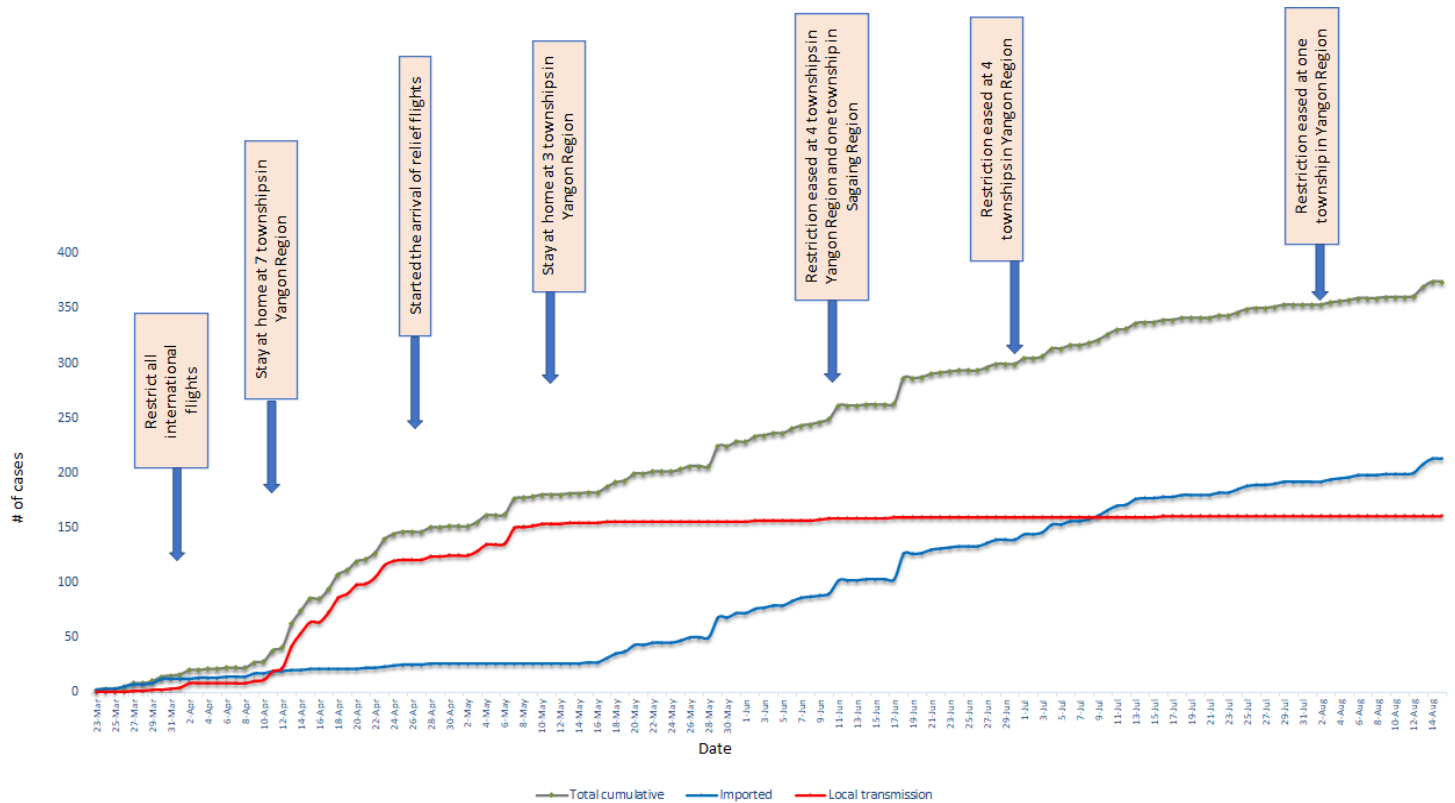
Map showing COVID-19 laboratory confirmed cases



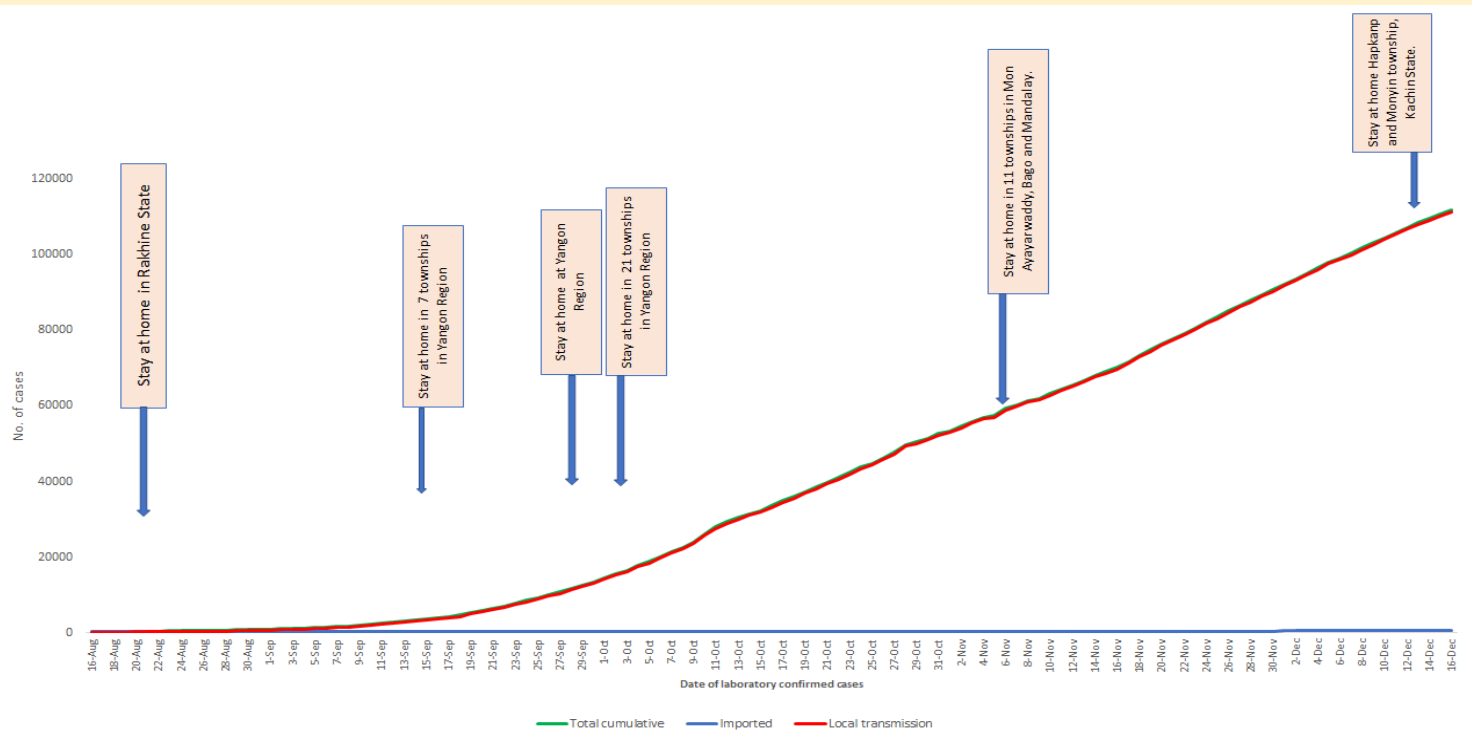
## COVID-19 confirmed cases by types of transmissions (as of 16.12.2020) n=111,900



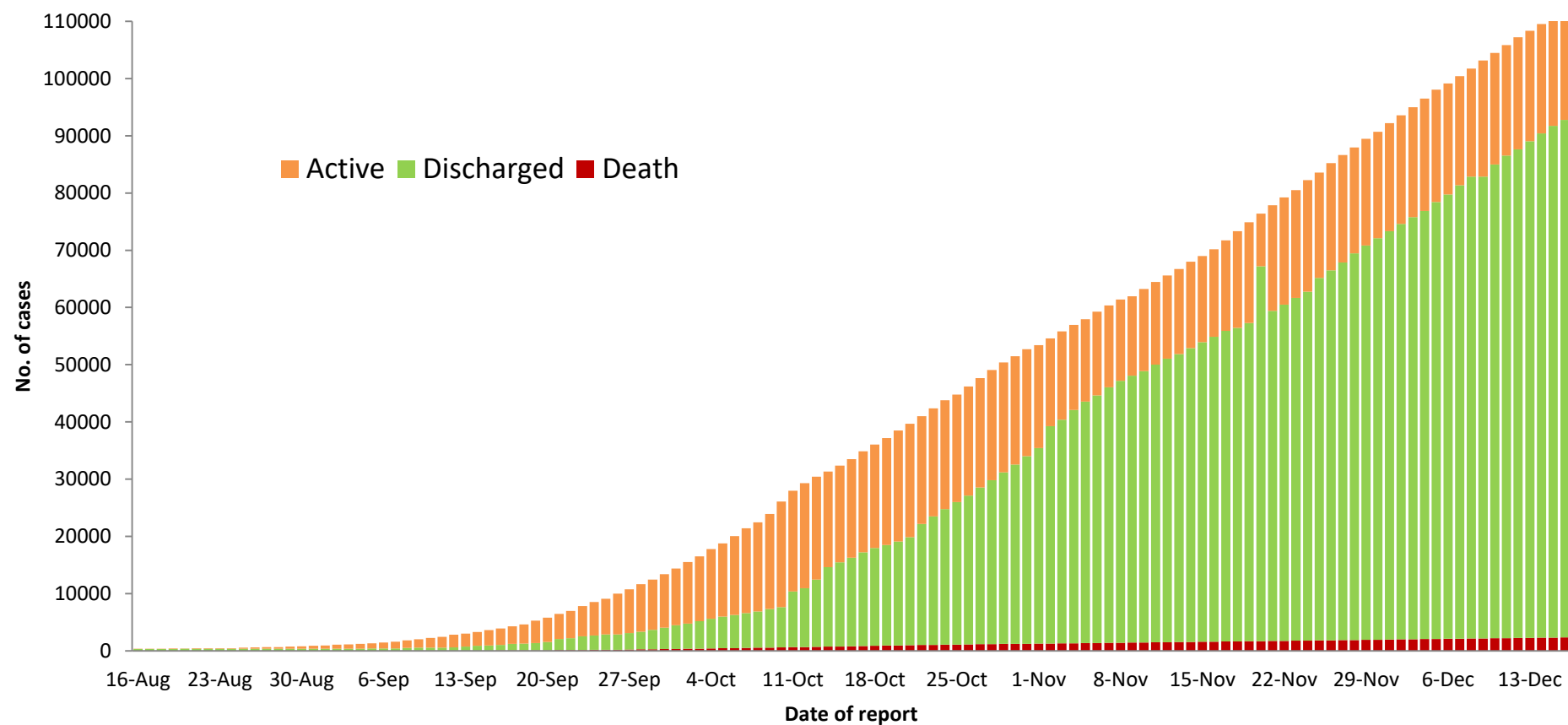
Total cumulative number of cases, imported and local transmission cases by date (23.3.2020- 15.8.2020), n= 374



Total cumulative number of cases, imported and local transmission cases by date (16.8.2020- 16.12.2020)



**Cumulative Number of active confirmed cases, discharged and deaths (23.3.2020 – 16.12.2020), n (cumulative)=111,900**



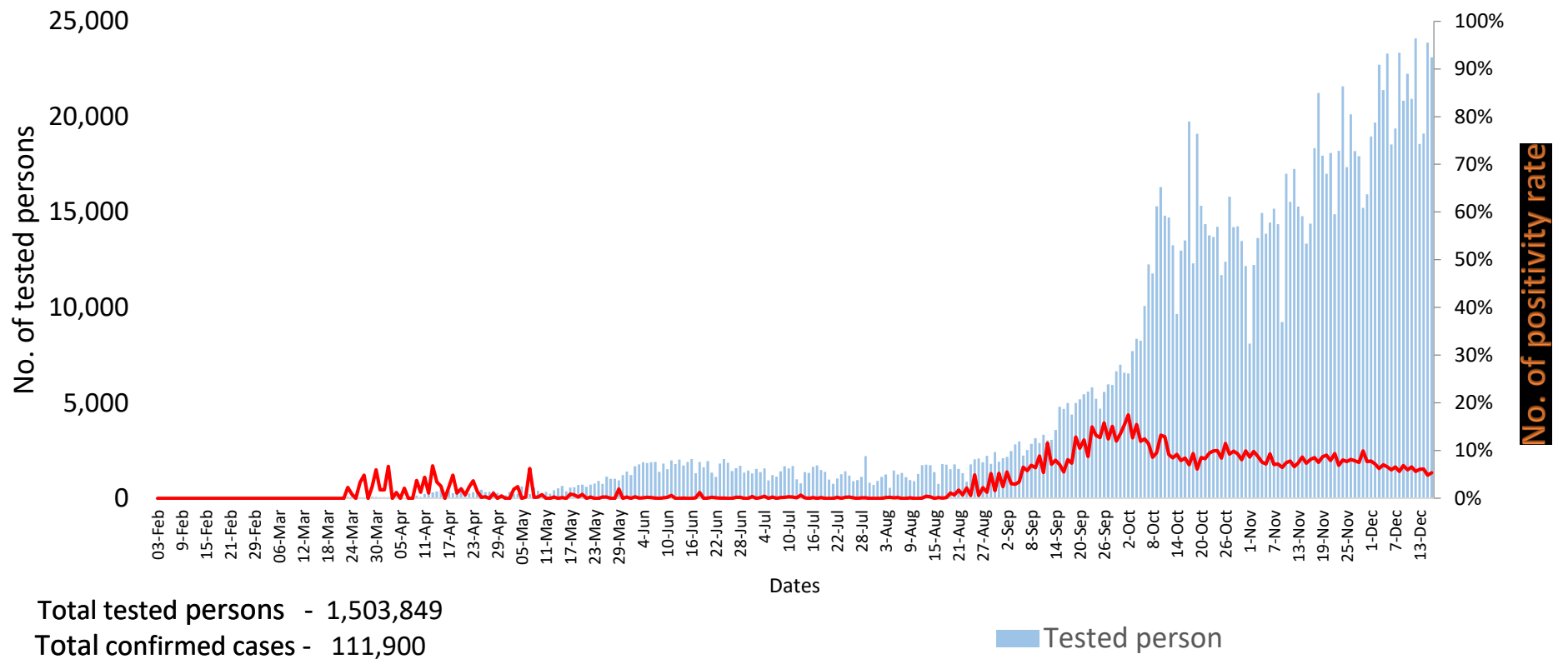
\* Discharged criteria for COVID-19 patients was changed on 10.10.2020

Summary of current situation		
Type	New (15.12.2020-16.12.2020)	Total (on 16.12.2020)
Suspected and Person Under Investigation (PUI)	514	1,445
Hospital Quarantine	16	260
Facility Quarantine	5,896	67,331

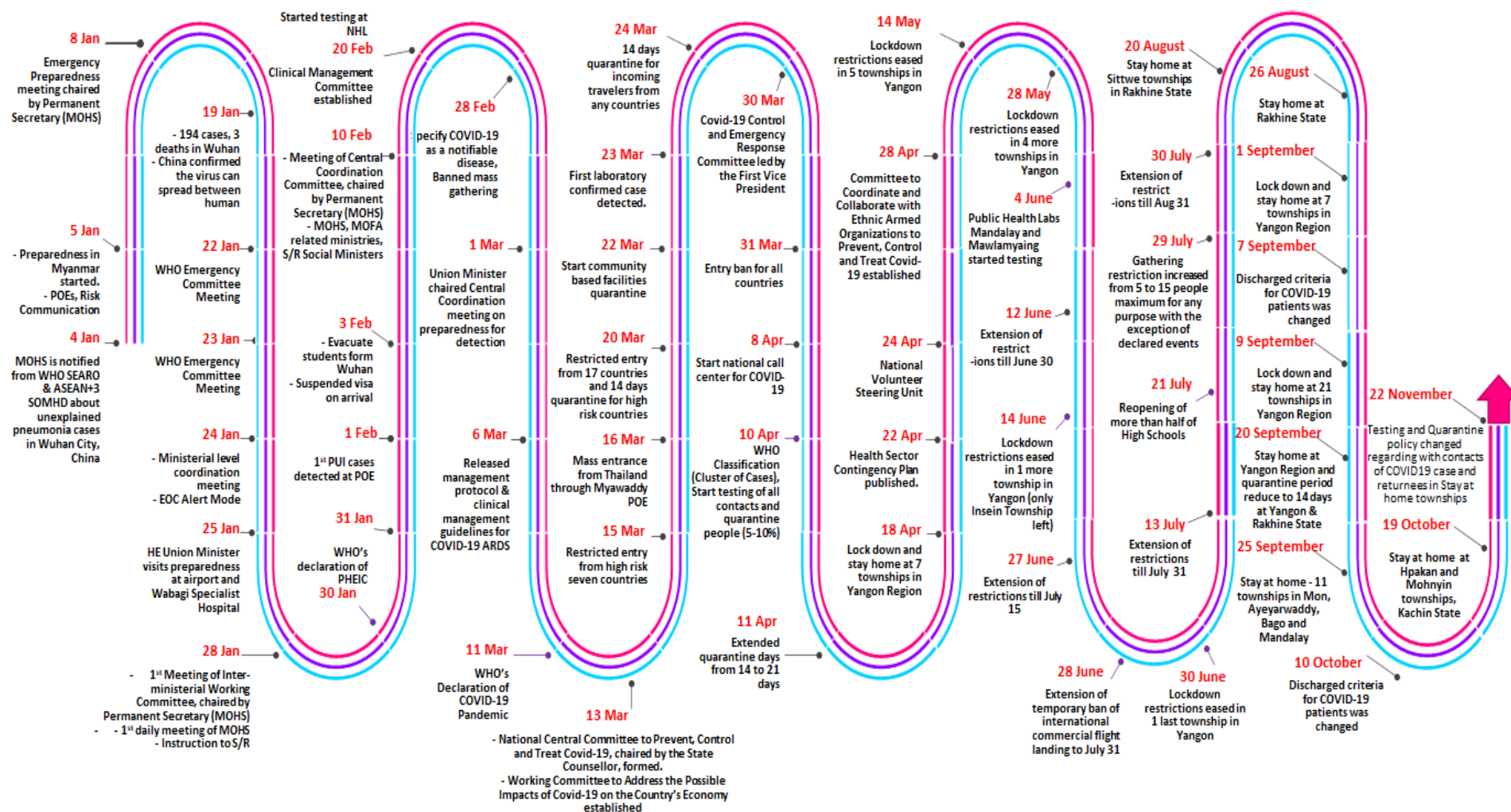
Person under Investigation (PUI) by State/Region hospitals (31.1.2020 – 16.12.2020) n= 55,276			No. of Facility Quarantine sites and Quarantined people on 16.12.2020			
No.	State/Region	PUI	No.	State/Region	No. of facilities	Total no. of quarantine
1	Yangon	38107	1	Ayeyarwaddy	1,401	14051
2	Mandalay	7580	2	Bago	1106	8079
3	Ayeyarwaddy	1399	3	Sagaing	975	7449
4	Mon	1384	4	Yangon	194	7319
5	Bago	1293	5	Mandalay	365	7283
6	Kayin	1240	6	Magway	733	3975
7	Magway	932	7	Kayin	486	3637
8	Rakhine	781	8	Shan South	118	2781
9	Thanintharyi	615	9	Rakhine	369	2417
10	Shan (N)	566	10	Kachin	231	2215
11	Naypyitaw	305	11	Naypyitaw	11	1852
12	Sagaing	284	12	Tanintharyi	153	1650
13	Shan (E)	211	13	Shan North	457	1494
14	Shan (S)	206	14	Mon	26	969
15	Kachin	172	15	Shan East	20	798
16	Chin	101	16	Kayah	24	708
17	Kayah	100	17	Chin	35	654
Total		55,276	Total		6,704	67,331

\*Facility quarantine rule changed from 21 days to 14 days on 11-9-2020 while 7 days home quarantine rule remain unchanged.

## COVID-19 positivity rate by date (as of 16.12.2020)



# Timeline of Preparedness and Response to COVID-19 in Myanmar (as of 16.12.2020)



Hotline Number— 0673 420 268

Data source - CEU, DMS, NHL, PHL (MDY and MLM), DMR, DSGH, State and Region Health Departments