



Ministry of Health and Sports (Myanmar)

Department of Public Health

Central Epidemiology Unit

(19 December 2020)

Situation Report -256

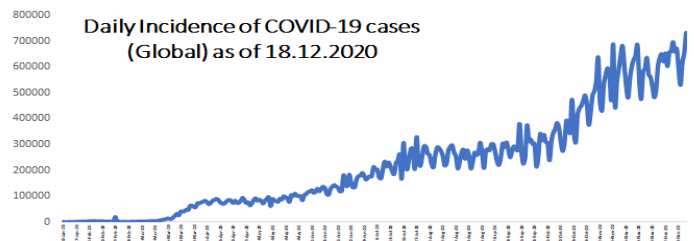
Coronavirus Disease 2019 (COVID-19)

WHO Coronavirus Disease (COVID-19) Dashboard data as of 4:05 PM CEST 18 December 2020

Confirmed cases
73,583,011

Deaths
1,656,180

Case Fatality Rate
2.3%



Myanmar Situation

Data as reported by States and Regions by 18 December 2020

Total Tested-1,551,538

114,198

1,437,340

Confirmed Cases

Negative

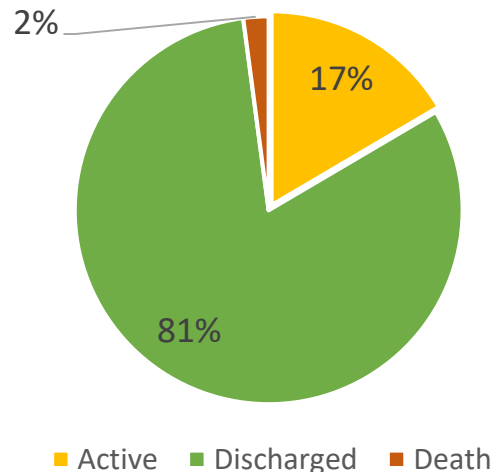
92,916

2,398

Discharged

Death

Current Situation of Confirmed cases (23.3.2020-18.12.2020), n=114,198



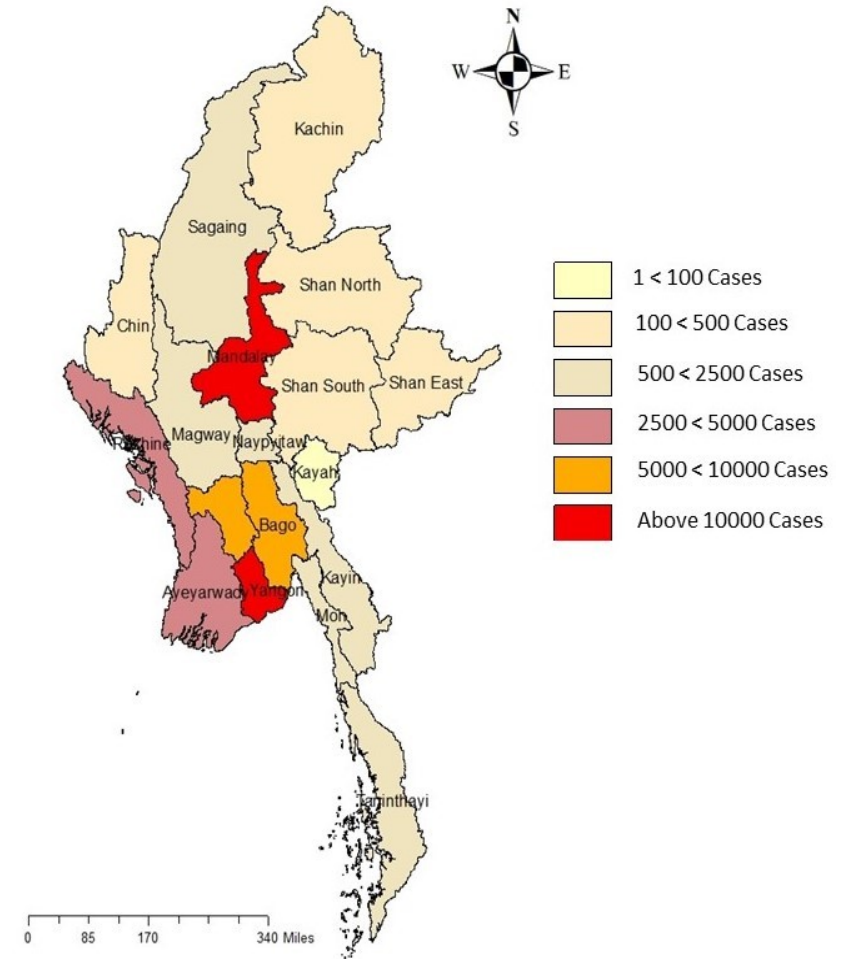
COVID-19 confirmed cases by two phases (23.3.2020 – 18-12-2020), n=114,198

Date	Local transmission		Imported		Total cases	Total Death
	No. of cases	Death	No. of case	Death		
(23.3.2020-15.8.2020)	161	5	213	1	374	6
(16.8.2020-18.12.2020)	113500	2392	324	-	113824	2392
Total	113661	2397	537	1	114198	2398

COVID-19 confirmed cases and death by State/Region (23.3.2020 – 18-12-2020), n=114,198

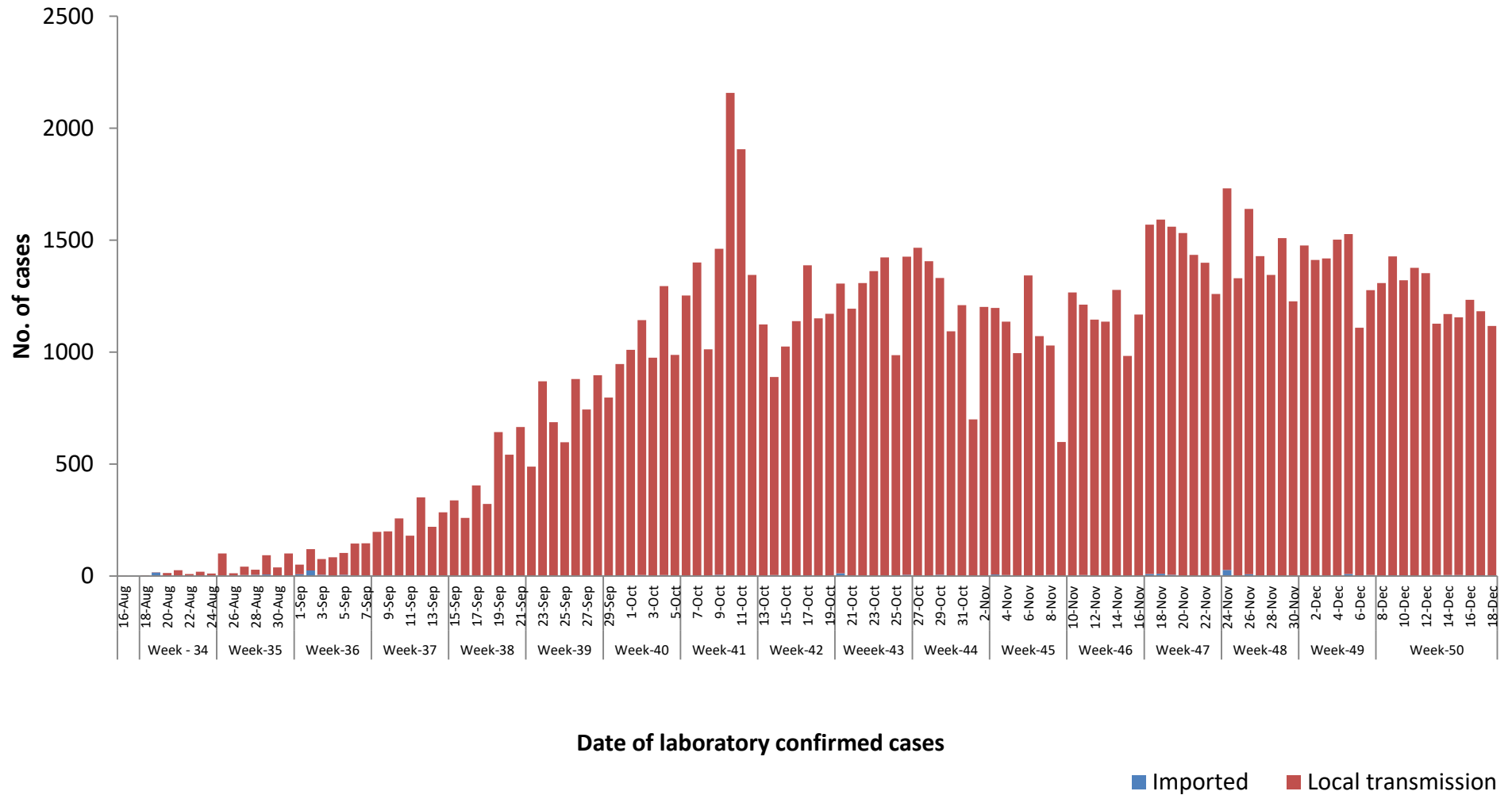
No	State/Region	COVID –19 Confirmed case	New confirmed cases within 24 hours	Deaths
1	Yangon	78,897	427	2,180
2	Mandalay	11,143	355	108
3	Bago	6,811	89	13
4	Ayeyarwaddy	4,091	49	27
5	Rakhine	4,064	15	28
6	Magway	2,299	31	1
7	Mon	2,012	16	15
8	Sagaing	1,487	33	6
9	Kayin	949	48	13
10	Naypyitaw	601	15	3
11	Thanintharyi	517	4	-
12	Kachin	451	12	-
13	Shan (South)	377	7	1
14	Chin	173	8	1
15	Shan (North)	158	2	2
16	Shan (East)	134	3	-
17	Kayah	34	2	-
Total		114,198	1,116	2,398

Map showing COVID-19 laboratory confirmed cases

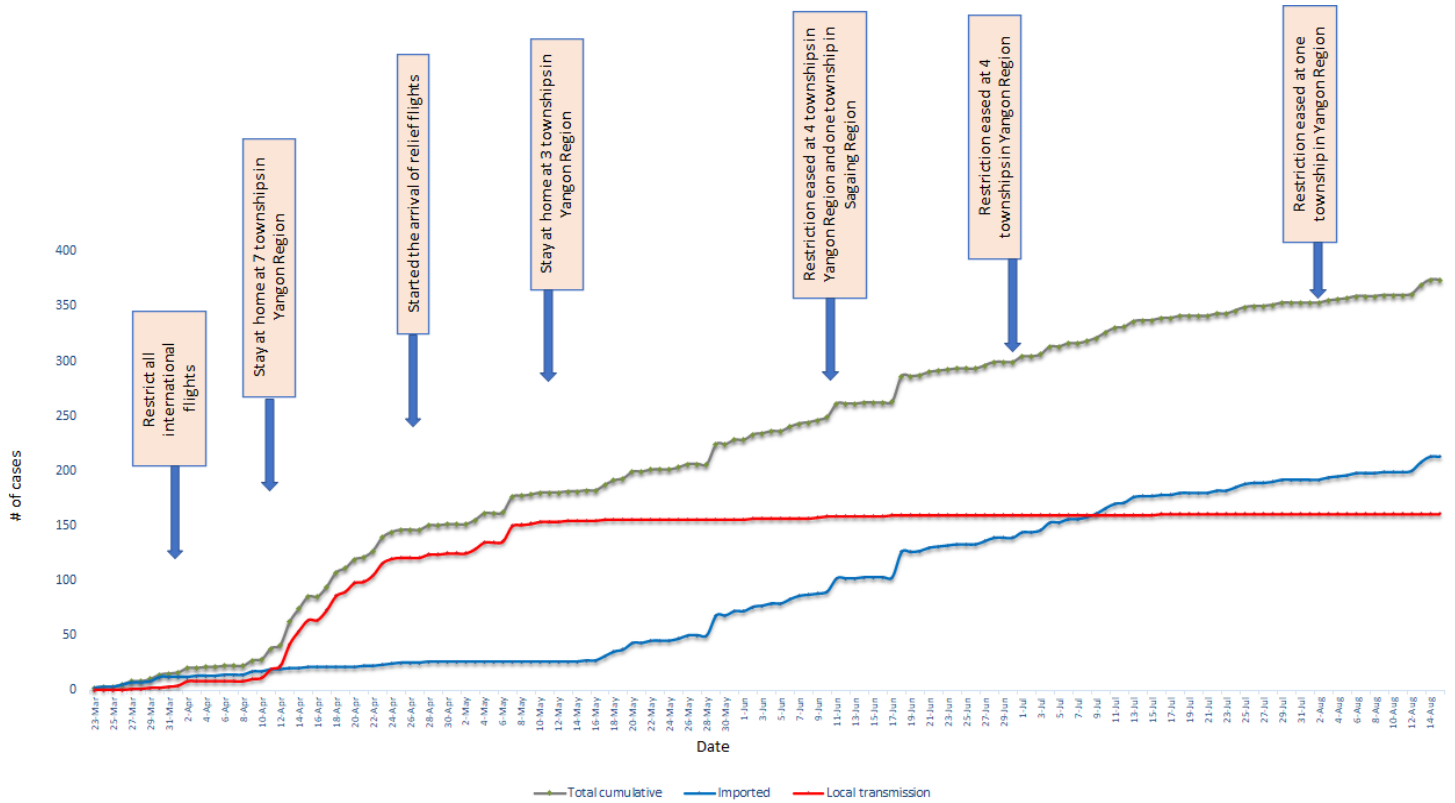


*No. of new cases by State and Region are counted according to epidemiology situation

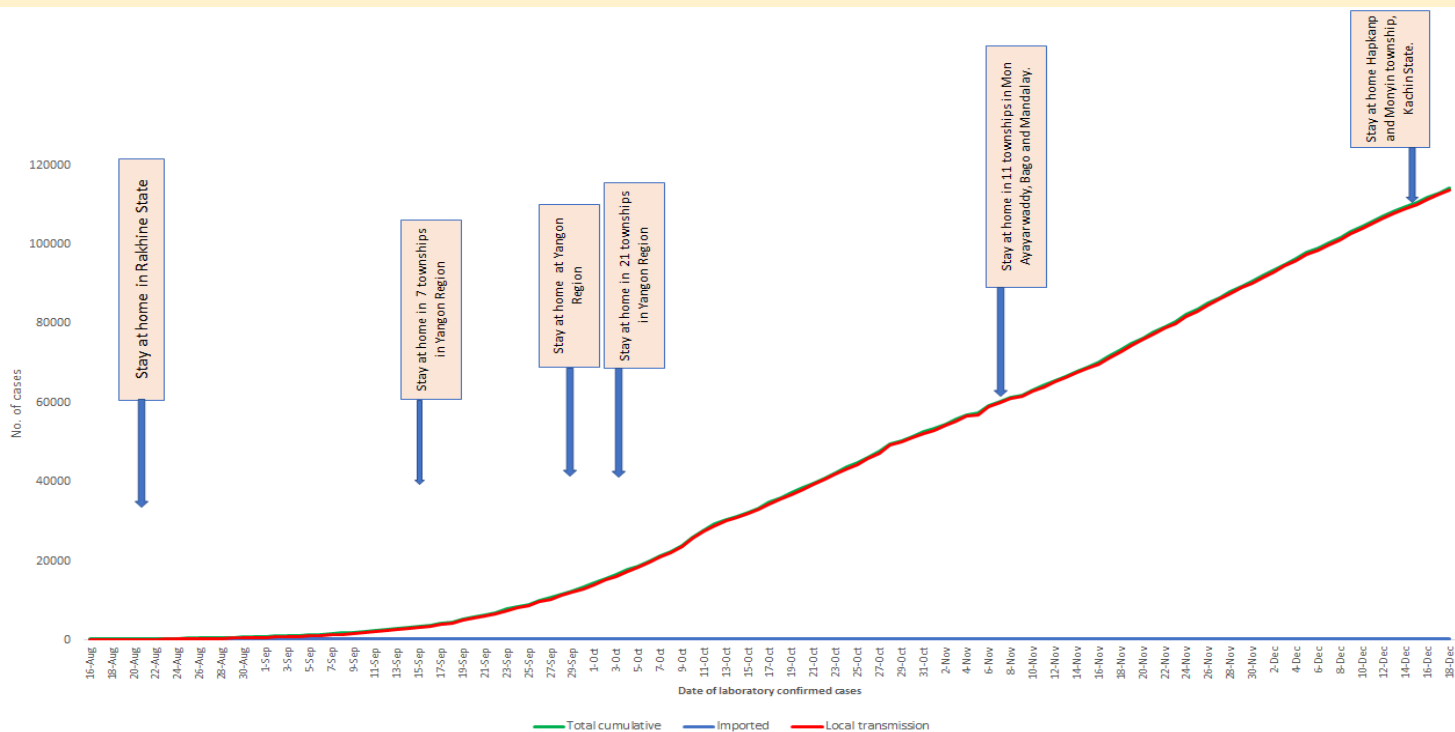
COVID-19 confirmed cases by types of transmissions (as of 18.12.2020) n=114,198



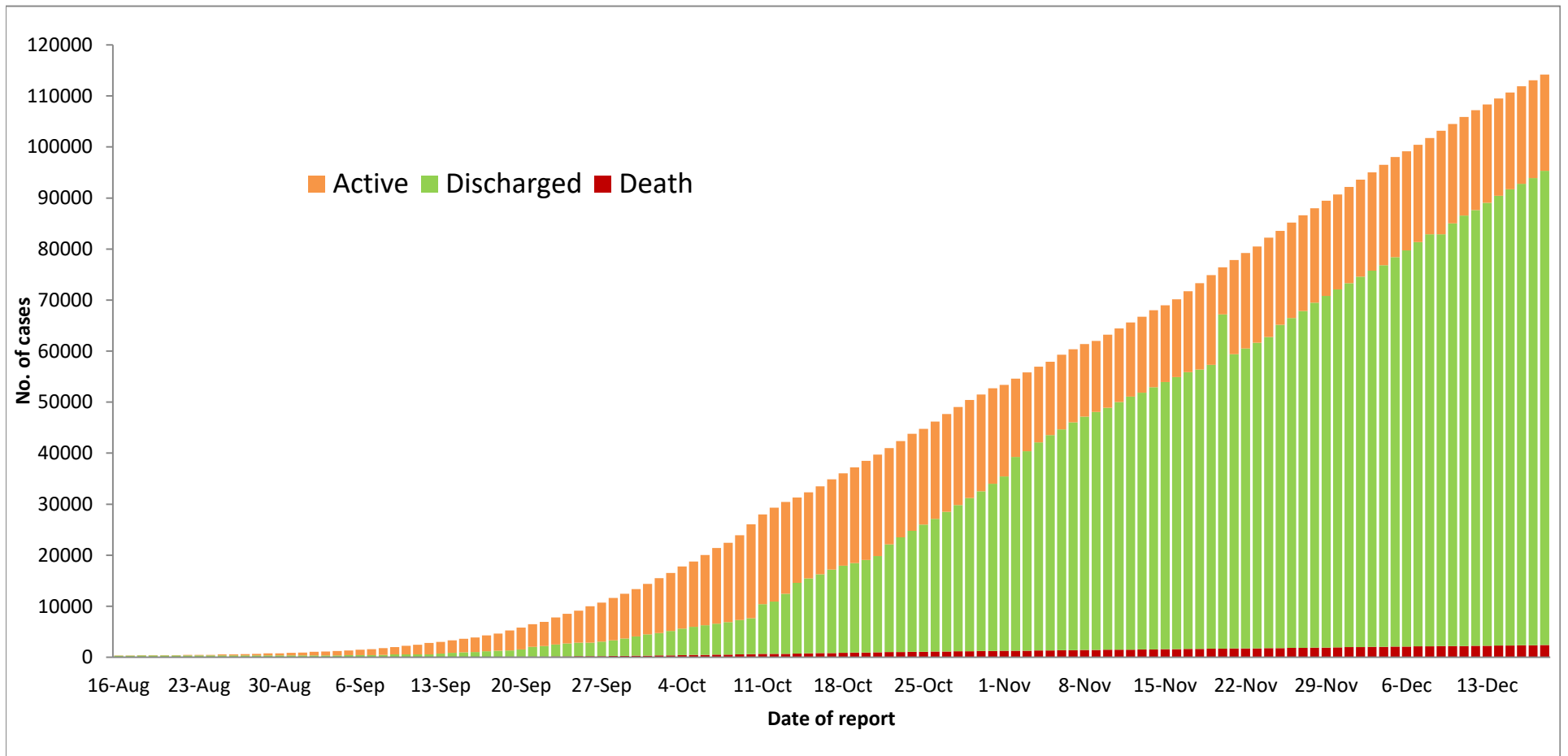
Total cumulative number of cases, imported and local transmission cases by date (23.3.2020- 15.8.2020), n= 374



Total cumulative number of cases, imported and local transmission cases by date (16.8.2020- 18.12.2020)



Cumulative Number of active confirmed cases, discharged and deaths (23.3.2020 – 18.12.2020), n (cumulative)=114,198



* Discharged criteria for COVID-19 patients was changed on 10.10.2020

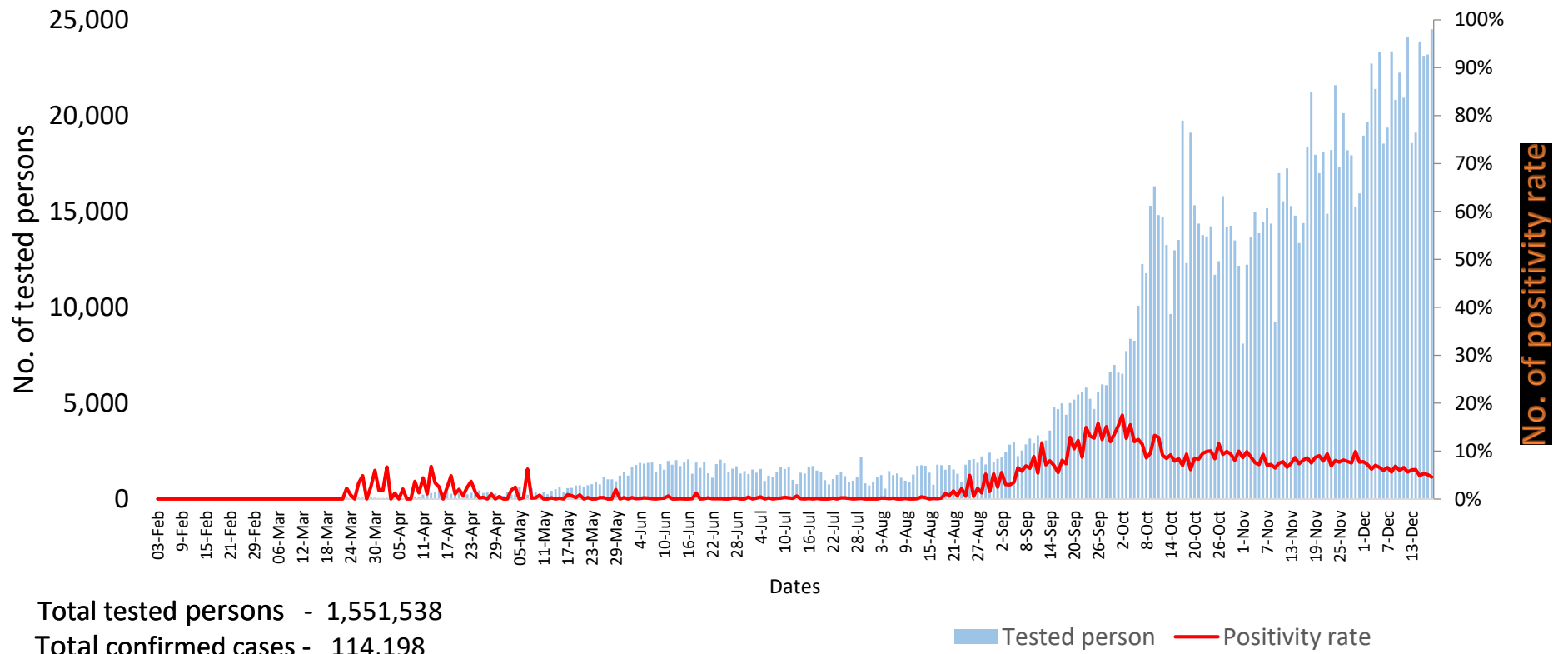
Summary of current situation		
Type	New (17.12.2020-18.12.2020)	Total (on 18.12.2020)
Suspected and Person Under Investigation (PUI)	540	1,449
Hospital Quarantine	27	280
Facility Quarantine	6,293	68,046

Person under Investigation (PUI) by State/Region hospitals (31.1.2020 – 18.12.2020) n= 56,351	No. of Facility Quarantine sites and Quarantined people on 18.12.2020
---	---

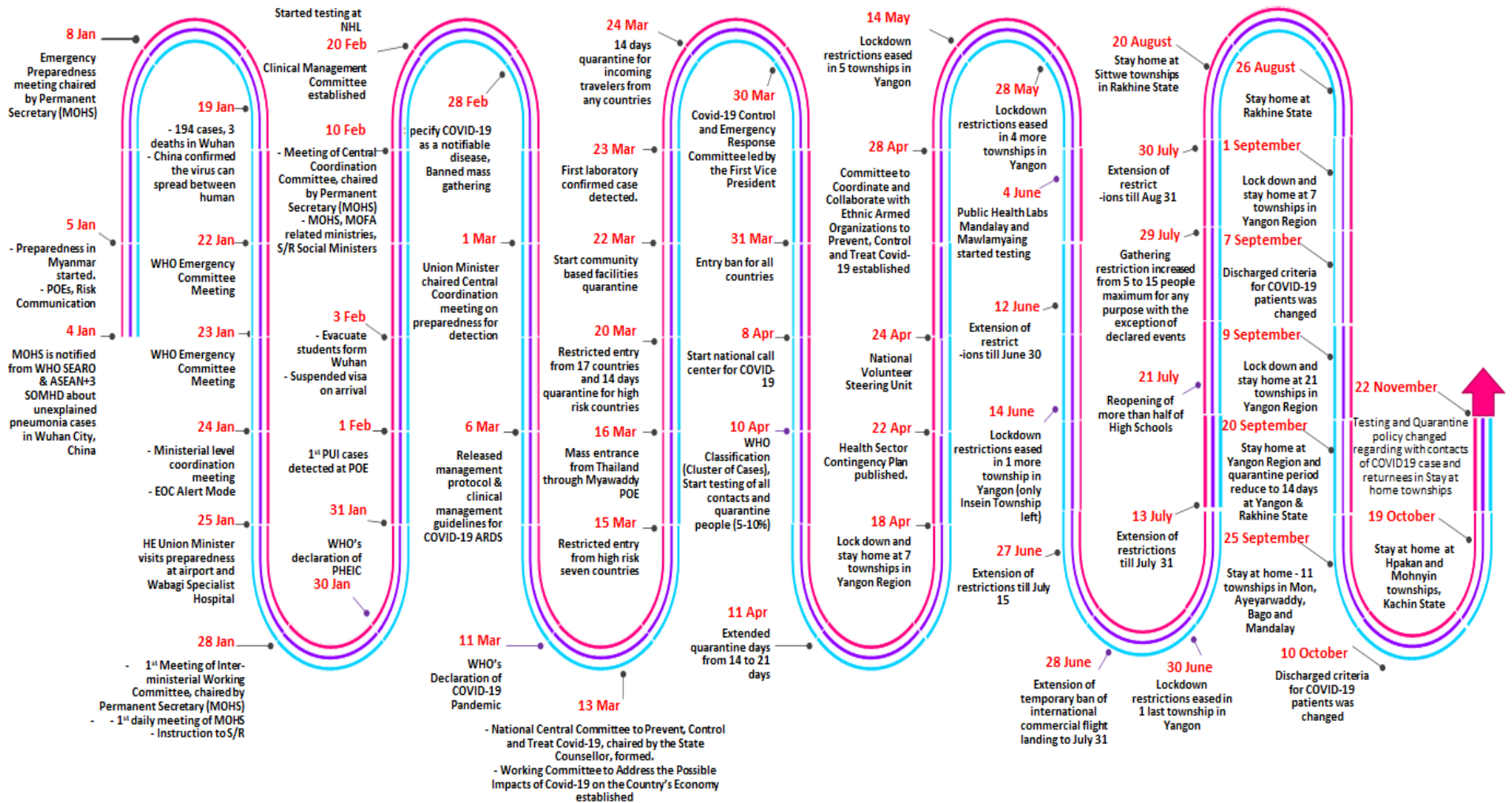
No.	State/Region	PUI	No.	State/Region	No. of facilities	Total no. of quarantine
1	Yangon	38802	1	Ayeyarwaddy	1434	14532
2	Mandalay	7791	2	Bago	1143	8070
3	Ayeyarwaddy	1454	3	Mandalay	368	7828
4	Mon	1406	4	Sagaing	975	7446
5	Bago	1328	5	Yangon	198	6937
6	Kayin	1257	6	Magway	733	3975
7	Magway	938	7	Kayin	458	3577
8	Rakhine	791	8	Shan South	118	2698
9	Thanintharyi	622	9	Kachin	231	2424
10	Shan (N)	569	10	Rakhine	366	2381
11	Naypyitaw	313	11	Naypyitaw	13	2014
12	Sagaing	284	12	Tanintharyi	153	1659
13	Shan (E)	211	13	Shan North	456	1622
14	Shan (S)	207	14	Mon	23	1113
15	Kachin	177	15	Shan East	20	656
16	Chin	101	16	Chin	35	578
17	Kayah	100	17	Kayah	24	536
Total		56,351	Total		6,748	68,046

*Facility quarantine rule changed from 21 days to 14 days on 11-9-2020 while 7 days home quarantine rule remain unchanged.

COVID-19 positivity rate by date (as of 18.12.2020)



Timeline of Preparedness and Response to COVID-19 in Myanmar (as of 18.12.2020)



Hotline Number — 0673 420 268

Data source - CEU, DMS, NHL, PHL (MDY and MLM), DMR, DSGH, State and Region Health Departments